

# Online Sejong culture

# Korean Culture



Sejong culture class  
Online Korean Culture beginner courses

# ▶ Calligraphy

6:52/21:00







## Calligraphy

Understanding materials and tools	04
Write your own name	06
Writing dreams and hope	07
Writing World Cup cheering phrases	08


# Korean Calligraphy Tools and Materials

Q. What kind of tool can I use for calligraphy?



Hyeonduk Yu

The most frequently used one is the brush.



There is no limitation of tools and materials in Korean calligraphy.

ex) toothbrush, twig, chopsticks, fork, ballpoint pen, fountain pen or this




## Let's find out about Hangeul.

Since Korean is a phonetic language, it can express every sound. Hangeul was created by King Sejong the Great during the Joseon Dynasty, and it is a text that can be easily learned because you can accurately know who made it and when it was made.


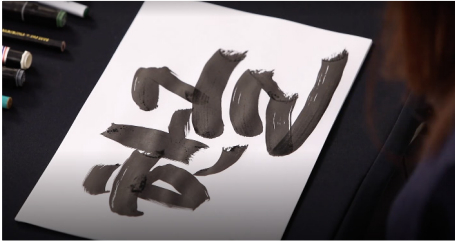



Korean Chicken Crying(Koki-o)



French rooster crows (Cocorico)

## Let's try a variety of tools!

Tool	Demonstration
 <p data-bbox="352 678 467 712">Oil pastel</p>	
 <p data-bbox="296 947 523 981">portable brush pen</p>	
 <p data-bbox="352 1211 467 1245">twin-pen</p>	
 <p data-bbox="320 1480 507 1514">cosmetic brush</p>	
 <p data-bbox="336 1749 486 1783">cotton swab</p>	

**Shall we do it together?**

Let's do calligraphy with a tool that's easy to get at home.



# Write your own name



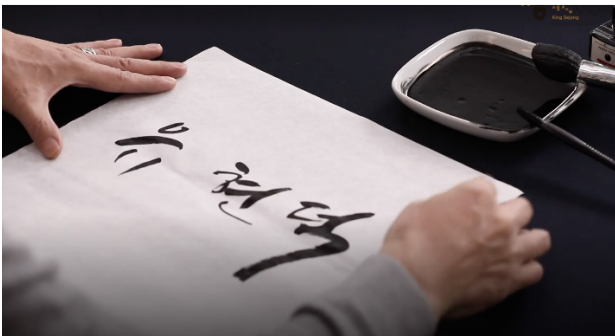
Hyeonduk Yu

What is the first Korean word you would like to write when you are learning Korean?  
I bet it would be your name and once done.  
From now on, let's learn how to write my name.


Please refer to the way you use calligraphy well.




1. It is best to write the meaning of the name so that it can be felt.
2. Read aloud and write as it sounds.
3. The loud one writes loudly, and the small one writes small or thin.



Yoo Hyun-duk.



Choi Jung Moon



SEOL-A

## Shall we do it together?

As the teacher told us, read each person's names loudly and write their names loudly.




## Dreams and hopes expressed in Korean




Jeong-moon Choi

I will write a dream of “a happy and healthy family” as a tool that I use a lot in my daily life.




\* Tools to Use  
magic pens, colored pencil

I'll read aloud and write a dream of “a happy chef”.



Hyeonduk Yu

Let's write 'Meet BTS', your dreams and hopes.



Calligraphy by Mr. Yoo Hyun-duk.



Choi Jung-moon's Calligraphy




# World Cup cheering phrases expressed in Korean




Jeong-moon Choi

I'll write "Vietnam fighting" in a with strength way to go.




\* Tools to Use  
marker

I'll write "PARK HANG SEO fighting" with all my heart.



\* Tools to Use  
magic pens,

To Qatar in 2022! Let's write 'Victory for all of us'.



Calligraphy by Mr. Yoo Hyun-duk.

## How to write cheering phrases

1. Cheering words are written loudly and strongly.
2. Loud sounds should be written in large letters and small sounds should be written in small letters.



