

Online Sejong culture

Korean Culture



Sejong culture class
Online Korean Culture beginner courses

▶ **K-Beauty**

6:52/21:00







K-Beauty

Learn Base Makeup	04
Learn K-POP Cover Makeup	06
Learn Trend Makeup	08



Selecting basic products before makeup



Jin-ah Kim

Hello, students of Sejong Institute!
I'm going to show you my base makeup.
So, are you ready?




Choose skin care by skin type

Identify your skin type and choose the right product

Oily skin	Dry skin
Select a powder product that is full of moisture and has no oil content outside.	Moisturizing and glowing products with hyaluronic acid
Sensitive	Anti-aging
Products containing madecassoside	Products with peptide components






Choosing a foundation

Use with moisture gel or primer products

	Tone-up cream, base, BB cream Making a natural face, makeup that doesn't get on the mask.
	Liquid foundation Important day, A day with a lot of time, It is important to adjust the concentration according to the skin type.
	Cushion It can be done quickly and easily, but it does not last long and there may be darkening.

Base makeup that doesn't get on the mask

Expressing smooth skin

	<p>1. Complete up to sunblock</p>
	<p>2. Primer</p> <ul style="list-style-type: none"> · It shall be used to modify pores and shall be selected according to the skin type.
	<p>3. Cushion (matte)</p> <ul style="list-style-type: none"> · Apply thoroughly with a concealer brush · Adjust the face tone from the center of the face to the eye and nose. – Finish with Beauty Blender
	<p>4. Concealer</p> <ul style="list-style-type: none"> · Dark circle, Acne, Blemish cover – Liquid : Wide part cover – Solid type : Small part dot, pimple
	<p>5. Fixer</p> <ul style="list-style-type: none"> · Dry Skin: Fixer Finishing · Oily skin: powder, fixer finish

Base makeup complete





K-POP Cover Makeup



Jin-ah Kim

We're going to try K-pop idols' stage makeup. When we say 'K-pop makeup', we think of something very glittery. It is a very strong makeup that can still be seen under such bright lights on the stage. So, shall we start?



1. Shading cycle

- Give your face three-dimensional effect
- Create V line, Making a high nose



2. Filling the hairline

- Use a dark colored eyebrow brush



3. Eyebrows (straight eyebrows)

- Organize according to the texture of the eyebrows (brown tone eyeliner)
- Fill in the blanks with shading

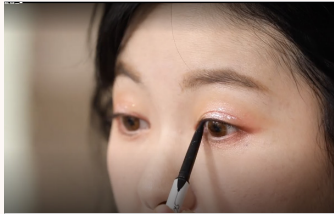


4. Blusher

- Choose a pink tone for a lovely and spring-like look.
- Apply a little inward to the center of the face.
- Apply a little darker because the light will blow away the color.

5. Eye shadow(slightly apricot pink tone)

1. Eyelids	2. Under the eyes	3. Eye tip	4. Blending
5. bags under the eyes	6. Triangle Zone	7. the front of one's	8. Apply glitter




6. Eyeliner (Waterproof Pencil Eyeliner)

- Draw as if filling the gap between eyelashes.
- Draw a half under eye and a half eye tail.



7. Eyelashes

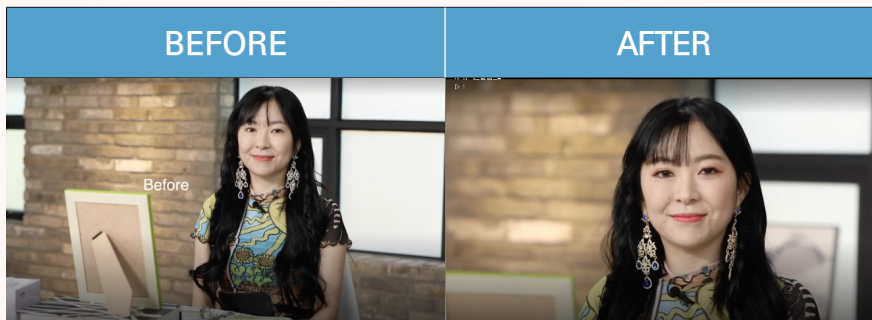
- Use the eyelash curler to raise it first.
- Use false eyelashes (one strand at a time)
- An eyelash curler
- Using mascara
- Attach Parts (by eye, triangle under eye)



8. Lips

- Apply with a gradation lip feel.
- The inside of the lips is finished with a darker pink and a cool tone pink.

K-POP Cover Makeup Completed



Shall we do it together?

Using the tools at home, try K-POP makeup yourself and show it to others.



Trend makeup



김진아 선생님

In lecture 3, we are going to learn a trend makeup. We are going to do a makeup mixed with Korean style and western style. And I'll be with a special guest today.

My name is Angel.
I'm a student at Sejong Institute.



트랙타 엔젤



Do you happen to know what the latest trend makeup is like in Korea?

Um, isn't that makeup like a dog statue with a little cuteness?



That style was the old style, and when I started wearing masks, the trend changed.



Naturally, the trend has changed that we don't apply foundation as much as in the past. I believe people have returned to the motto of pursuing more natural beauty. Well, I am going to apply trend makeup to Anjel nicely.

Follow the latest trend makeup


Half makeup done by the teacher



Angel's try



Trend makeup complete



Shall we do it together?

Using the tools at home, try trend makeup yourself and show it to others.



세계 세종학당
King Sejong Institute